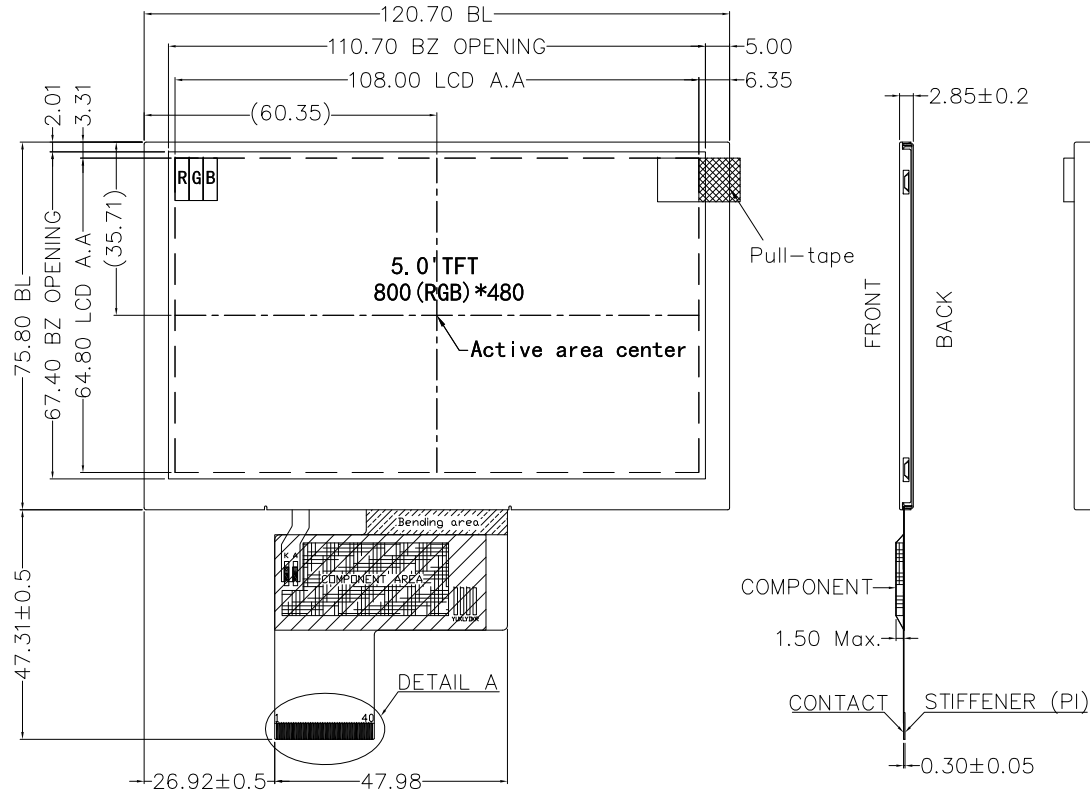


CUSTOMER P/N:

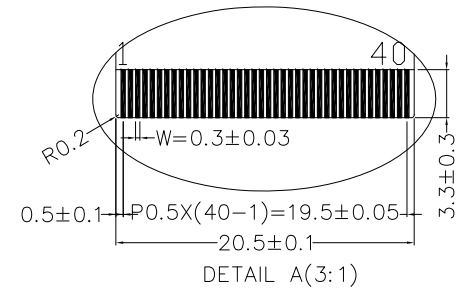
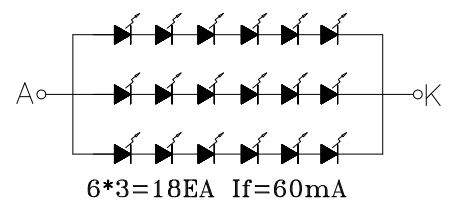
Rev.	DATE	NOTES
V1.0	2019.05.29	New issue



PIN ASSIGNMENT:

1	LED-K
2	LED-A
3	NC
4	VDD
5	R0
6	R1
7	R2
8	R3
9	R4
10	R5
11	R6
12	R7
13	G0
14	G1
15	G2
16	G3
17	G4
18	G5
19	G6
20	G7
21	B0
22	B1
23	B2
24	B3
25	B4
26	B5
27	B6
28	B7
29	GND
30	CLK
31	DISP
32	HSYNC
33	VSYNC
34	DE
35	NC
36	GND
37	XR
38	YD
39	XL
40	YU

CIRCUIT DIAGRAM :



- NOTES:**
- 1.DISPLAY TYPE: 5.0" IPS TFT
 - 2.DISPLAY MODE: TM with Normally Black
 - 3.VIEW DIRECTION: ALL
 - 4.OPERATION TEMPERATURE: -30°C~+80°C
STORAGE TEMPERATURE: -30°C~+80°C
 - 5.GENERAL TOLERANCE: ±0.2
 - 6.DRIVER IC: ST7262
 - 7.REQUIREMENT ON ENVIRONMENT PROTECTION: ROHS

<i>Customer Approval</i>	Drawn:	DLC Display Co., Ltd			
	Checked:				
	Approved:				
	Critical Dim. <input type="checkbox"/>				
	Reference Dim. < >				
Title	TFT LCM OUTLINE	Unit	mm		
Part No.	DLC0500ACP18RF-1	Scale	1:1		
Revision	V1.0	Page	1/1		
Date	2019-05-29	3 rd Angle			