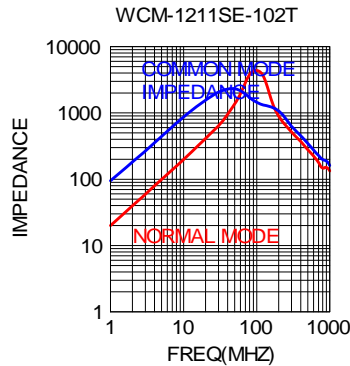
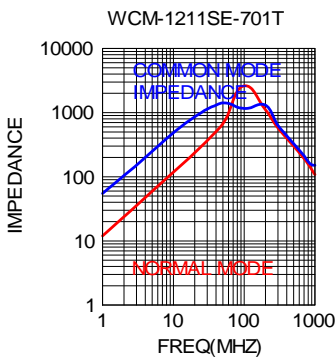
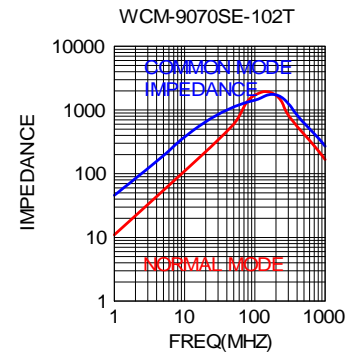
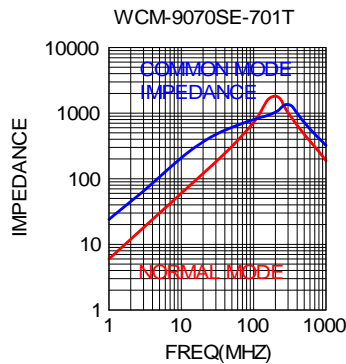
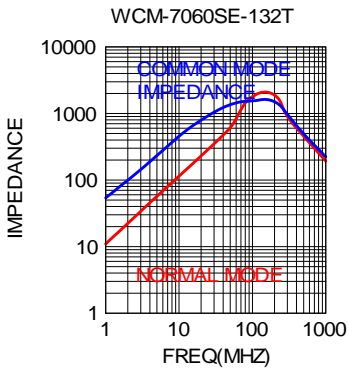
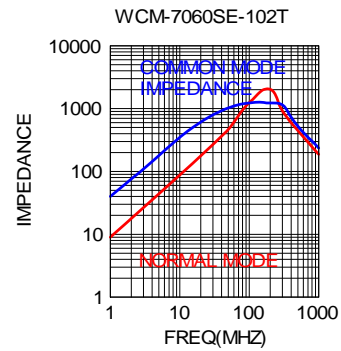
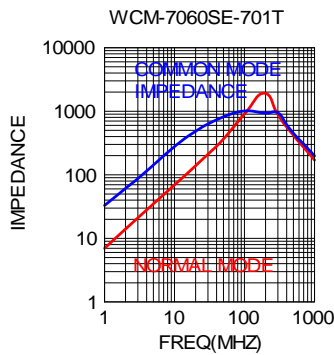
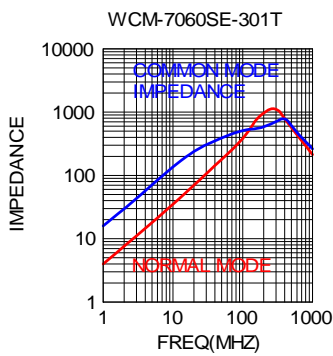


COMMON MODE CHOKE → WCMxxxxSE SERIES

ELECTRICAL CHARACTERISTICS

ORDERING CODE	Impedance (Ω)min	DC Resistance (mΩ)	Rated Current (A)	Rated Voltage V	Insulation Resistance (mΩ)	
	100MHz	max	max	max	min	
WCM-7060SE-301T	225	10.0	5.0	80	10	
WCM-7060SE-701T	500	15.0	4.0	80	10	
WCM-7060SE-102T	800	17.0	3.0	80	10	
WCM-7060SE-132T	910	21.0	2.5	80	10	
WCM-9070SE-701T	500	10.0	5.0	50	10	
WCM-9070SE-102T	750	13.0	4.0	50	10	
WCM-1211SE-701T	500	6.0	8.0	125	10	
WCM-1211SE-102T	750	14.0	6.0	125	10	



*** Design as Customer's Requested Specifications.**

※All the data listed in this catalogue are for reference only, King Core reserves the right to alter or revise the specifications without prior notification.



KING CORE ELECTRONICS INC.
Tel:886-3-4698855 Fax:886-3-4691395

No.269,Nanfong Rd.,Pingjhen City,Taoyuan County, Taiwan
E-mail:kc@mail.kingcore.com.tw Web Site:http://www.kingcore.com.tw