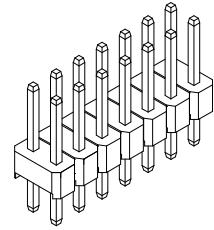
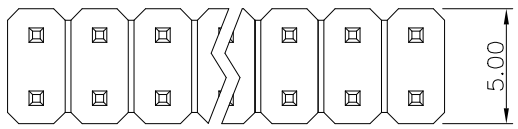


REV.	SPECIFICATION	ECN NO.	APPD.



**Material:**

Housing: PBT, UL94V-0,Black.

Contacts: Brass, Gold Plated or 80~120u" Tin Plated over Nickel 50u".

**Electrical Characteristics:**

Current Rating: 3 AMP.

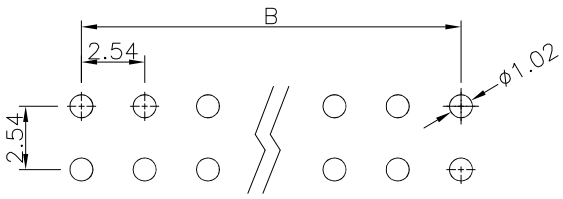
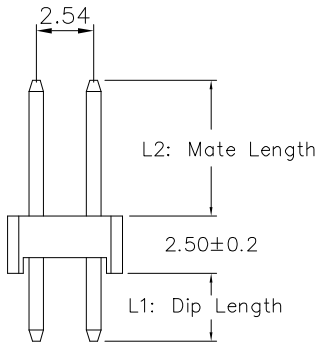
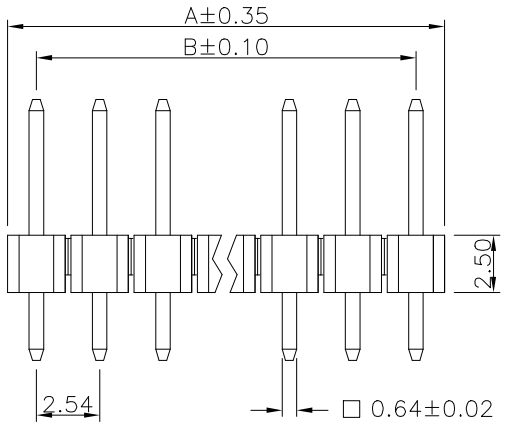
Dielectric Withstanding Voltage: AC 1000V.

Insulator Resistance: 1000MΩ min.

Contact Resistance: 20mΩ max.

Operating Temperature: -40°C~+105°C.

**\*RoHS Compliant**



P.C. Board Layout

Positions	Dimension				
	A	B	Positions	A	B
2X02	4.83	2.54	2X22	55.63	53.34
2X03	7.37	5.08	2X23	58.17	55.88
2X04	9.91	7.62	2X24	60.71	58.42
2X05	12.45	10.16	2X25	63.25	60.96
2X06	14.99	12.70	2X26	65.79	63.50
2X07	17.53	15.24	2X27	68.33	66.04
2X08	20.07	17.78	2X28	70.87	68.58
2X09	22.61	20.32	2X29	73.41	71.12
2X10	25.15	22.86	2X30	75.95	73.66
2X11	27.69	25.40	2X31	78.49	76.20
2X12	30.23	27.94	2X32	81.03	78.74
2X13	32.77	30.48	2X33	83.57	81.28
2X14	35.31	33.02	2X34	86.11	83.82
2X15	37.85	35.56	2X35	88.65	86.36
2X16	40.39	38.10	2X36	91.19	88.90
2X17	42.93	40.64	2X37	93.73	91.44
2X18	45.47	43.18	2X38	96.27	93.98
2X19	48.01	45.72	2X39	98.81	96.52
2X20	50.55	48.26	2X40	101.60	99.06
2X21	53.09	50.80			

**2011-** Series    **2** Double Row    **X** No. of Pin Per Row    **xx**    **G** G: Gold Plated    **T** Tin Plated    **00** 00: Gold Flash    **10:** 10u"    **15:** 15u"    **30:** 30u"    **Blank:** for Tin Plated    **S** S: Straight    **B** B: Bulk Package

**Standard item:**  
ie: 2011-2XxxG00SB(Total 11.60mm Dip 3.0mm Mate 6.1mm)  
**Custom item:**  
ie: 2011-2XxxG00S-2.5-5.9B(2011-2XxxG00S-L1-L2B)  
2.5mm Dip Length(increment of 0.10mm)  
5.9mm Mate Length(increment of 0.10mm)

Tolerances	Dwg No.	2011D01004		Title:	2011 Series Pin Header 2.54mmX2.54mm Double Row Straight Solder Type	
.x = ±0.30	Projection	⊕ ↯		① 535		
	Unit	mm	Scale			
.xx = ±0.20	Drawn By	Martin 03/30'23				

**OUPIIN**  
OUPIIN ELECTRONIC(KUNSHAN) CO., LTD.  
P/N: 2011-2XxxG00SB  
SHEET 1/1    Ver.No.    B5