

JPC12-70



JPC Series lead-Carbon battery

Applications

- > Solar/ wind energy and other new energy storage
- > Hybrid vehicles, electric bicycles and other new energy vehicles
- > Other backup or cycle purposes

Specification

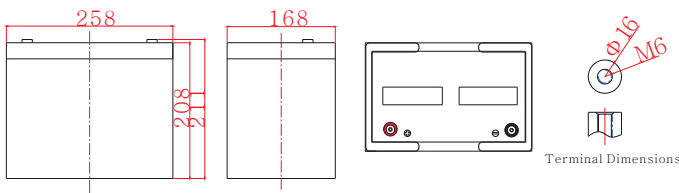
Nominal Voltage	12V
Nominal Capacity	70Ah
Design life	15 years
Terminal	M6
Approx. Weight	Approx 22.5kg (49.7lbs)
Container Material	ABS
Rated Capacity	70.0Ah 10Hour Rate (7.00A to 10.8V)
	57.0Ah 3Hour Rate (19.0A to 10.8V)
	46.3Ah 1Hour Rate (46.3A to 10.5V)
Internal resistance	Full charged at 25°C: 7.00 mΩ
Max. Discharge Current	840A(5S)
Operating Temperature	Discharge: -20 ~60°C(-4~ 140°F)
	Charge: -20 ~50°C(-4~ 122°F)
	Storage: -20 ~50°C(-4~ 122°F)
Charge current:	Max. 21.0A ; Recom.7.00~14.0A
Charge Method (25 °C)	Float Charge:13.5-13.8V,recom.13.8V(-18mV/ °C)
	Equalize charge:13.8-14.1V,recom.14.1V(-24mV/ °C)
	Cycle charge:14.4-15.0V,recom.14.7V(-30mV/ °C)
Self discharge	3% of capacity declined per month at 25°C

General Features

- > Lead-carbon composite negative plate, both capacitance and battery characteristics
- > Long cycle life, excellent deep cycle discharge ability
- > Excellent charge acceptance ability
- > Optimized capability of instant high-current discharging
- > Strong high and low temperature performance
- > Precision sealing technology



Dimension:258(L)×168(W) ×208(H)×211(TH) Unit: mm



Constant Current Discharge Characteristics Unit: A (25°C, 77°F)

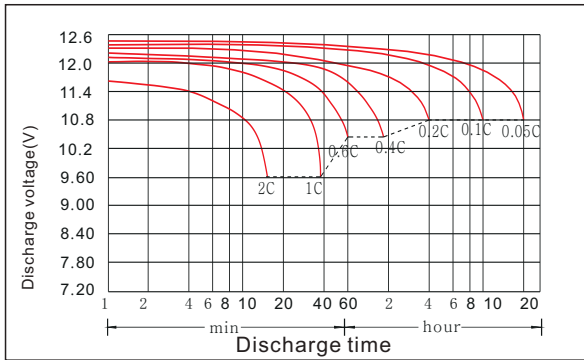
F. V/Time	5min	15min	30min	1h	2h	3h	5h	6h	8h	10h
1.60V	252	134	81.4	47.6	27.3	19.8	13.3	8.73	7.35	3.86
1.65V	244	130	80.0	47.3	27.2	19.6	13.2	8.66	7.28	3.84
1.70V	234	127	78.6	47.0	27.0	19.3	13.0	8.59	7.21	3.82
1.75V	215	123	77.9	46.3	26.5	19.1	12.9	8.52	7.14	3.80
1.80V	193	115	74.6	45.1	26.1	19.0	12.5	8.45	7.00	3.78
1.85V	172	102	68.0	41.8	24.7	17.9	11.9	8.10	6.86	3.72

Constant Power Discharge Characteristics Unit: W/cell (25°C, 77°F)

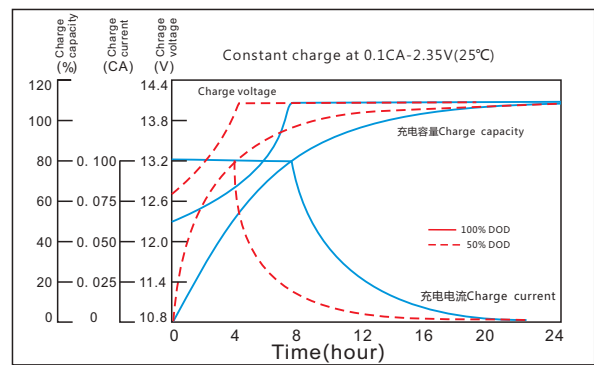
F. V/Time	5min	15min	30min	1h	2h	3h	5h	6h	8h	10h
1.60V	422	236	147	90.0	51.6	37.7	25.2	17.0	14.1	7.64
1.65V	406	232	146	89.3	51.5	37.2	25.1	16.8	14.0	7.60
1.70V	404	229	146	88.6	51.3	37.0	24.9	16.8	13.9	7.56
1.75V	376	227	145	87.9	51.0	36.8	24.7	16.6	13.7	7.53
1.80V	346	215	142	87.2	50.9	36.7	24.5	16.5	13.6	7.49
1.85V	309	192	130	81.0	48.6	34.9	23.3	15.9	13.4	7.42

JPC12-70

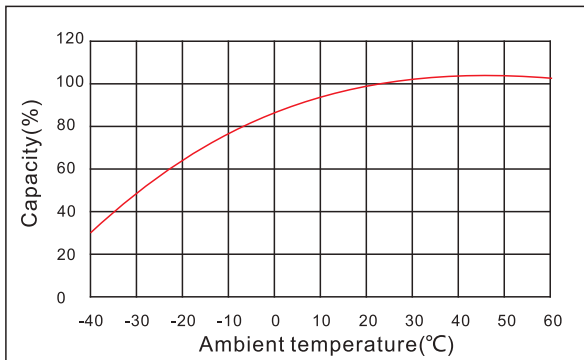
Discharge characteristic



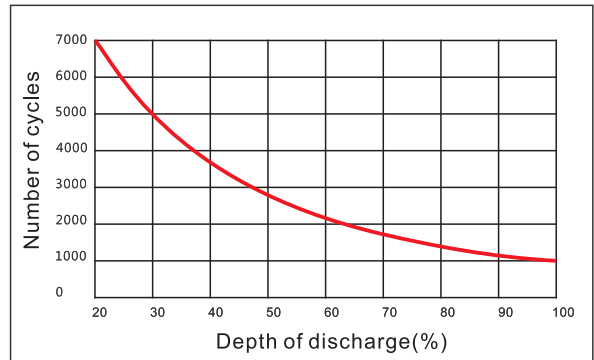
Charging characteristic



The effect of temperature on capacity



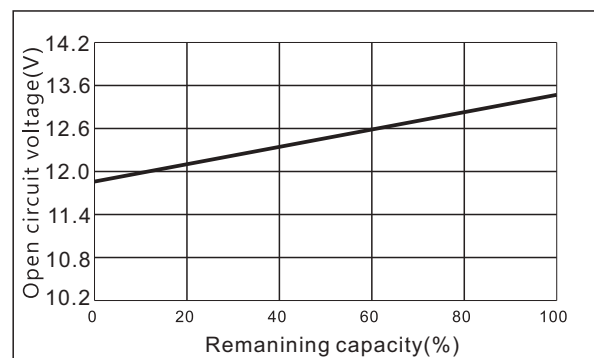
The effect of discharge depth on cycle life



Curves of self-discharge



The effect of discharge depth on cycle life



www.kiju.com.cn info@kiju.com.cn

Jiangxi Jingjiu Power Science&Technology Co. Ltd.
Add: 1388 Fushan No.1 Street, Xiaolan Economic Development Zone, Nanchang City, Jiangxi Province, China.

+86-791-85982779 +86-791-85989842

Jiangxi Jingjiu Power (Jiujiang) Co. Ltd.
Add: Xiwang Rd, Aicheng Industrial Park, Yongxiu Country, Jiujiang City, Jiangxi Province, China.

