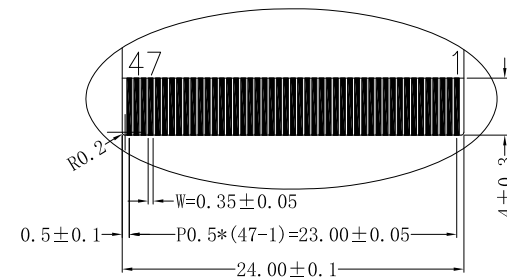
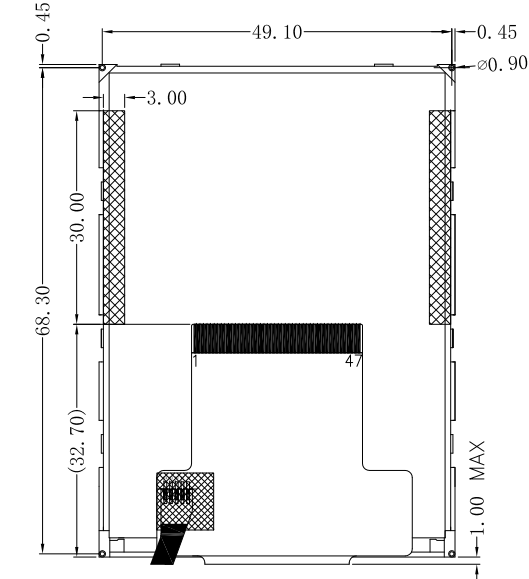
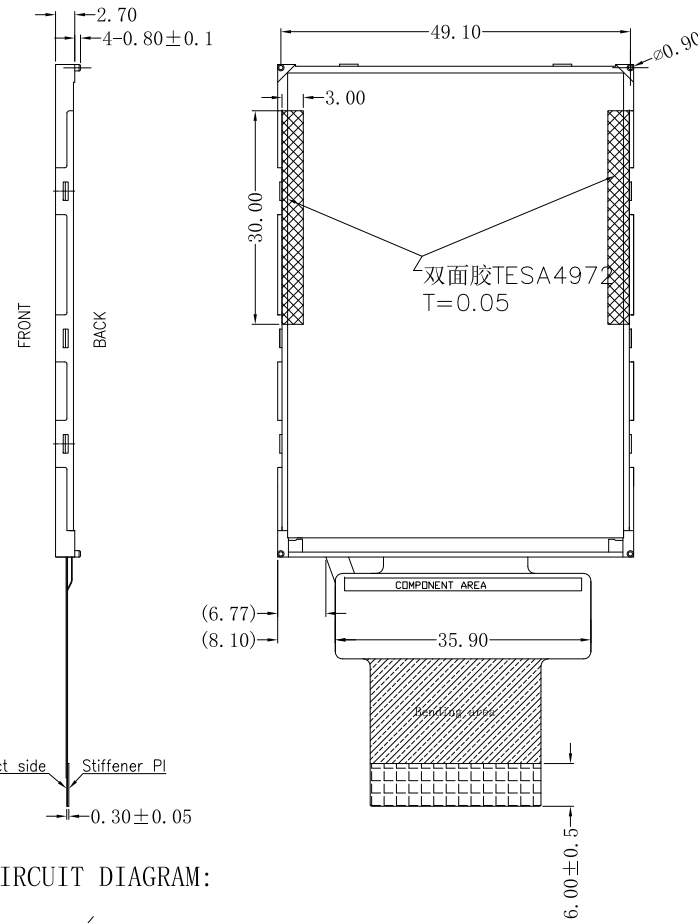
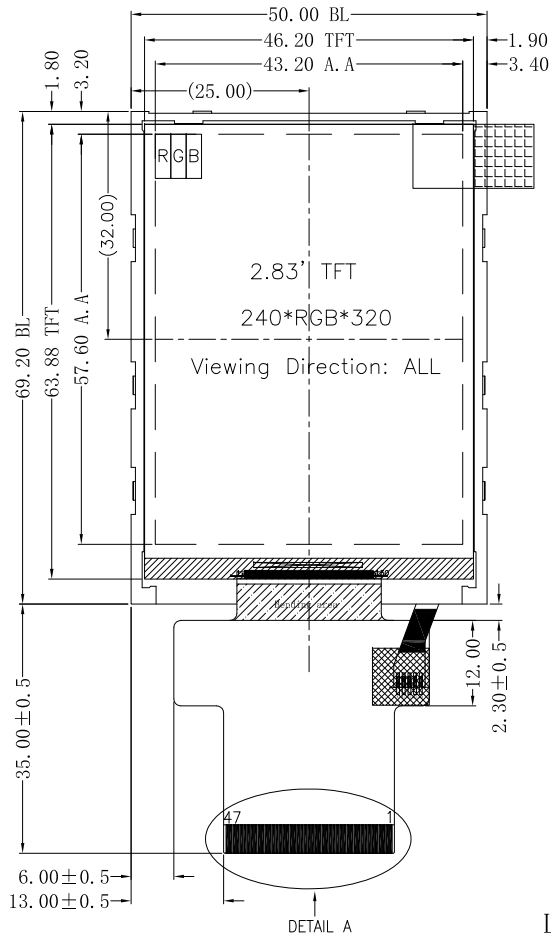
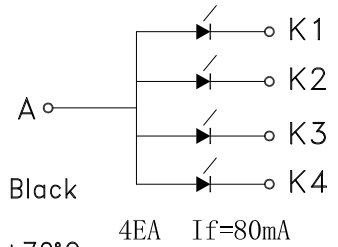


CUSTOMER P/N:

Rev.	DATA	NOTES
V1.0	2018.02.28	New issue



LED CIRCUIT DIAGRAM:



- NOTES:
- DISPLAY TYPE: 2.83" TFT
 - DISPLAY MODE: TM with Normally Black
 - VIEW DIRECTION: ALL
 - OPERATION TEMPERATURE: -20°C~+70°C
STORAGE TEMPERATURE: -30°C~+80°C
 - GENERAL TOLERANCE: ±0.2
 - DRIVER IC: ILI9341V
 - REQUIREMENT ON ENVIRONMENT PROTECTION: ROHS

PIN	SYMBOL	PIN FUCTION
1	IM0	
2	IM3	
3	IM2	
4	IM1	
5	RESET	
6	VSYNC	
7	HSYNC	
8	DOTCLK	
9	ENABLE	
10	DB17	
11	DB16	
12	DB15	
13	DB14	
14	DB13	
15	DB12	
16	DB11	
17	DB10	
18	DB9	
19	DB8	
20	DB7	
21	DB6	
22	DB5	
23	DB4	
24	DB3	
25	DB2	
26	DB1	
27	DB0	
28	SD0	
29	SD1	
30	RD	
31	WR(D/C)	
32	D/C(SCL)	
33	CS	
34	FMARK	
35	IDVCC	
36	VCC	
37	VCI	
38	GND	
39	X+(NC)	
40	Y+(NC)	
41	X-(NC)	
42	Y-(NC)	
43	LEDA	
44	LEDK1	
45	LEDK2	
46	LEDK3	
47	LEDK4	

Customer Approval	Drawn:	DLC Display Co., Ltd			
	Checked:				
	Approved:	Title	TFT LCM OUTLINE	Unit	mm
	Critical Dim.	Part No.	DLC0283BDP04DF-2	Scale	1:1
	Reference Dim.	Revision	V1.0	Page	1/1
		Date	2018-02-28	3 rd Angle	