

# 3.00mm(.118") STRAIGHT HEADER SMT

## MATERIAL

Insulator: LCP  
 Contact: Brass  
 Plating: Tin plated

## SPECIFICATIONS

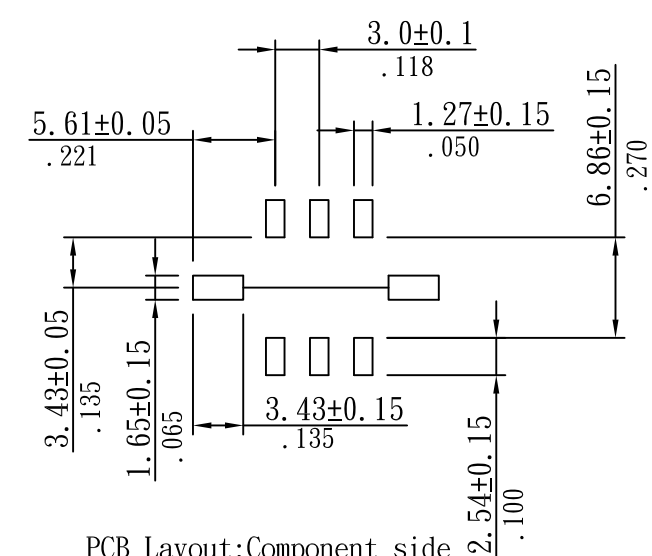
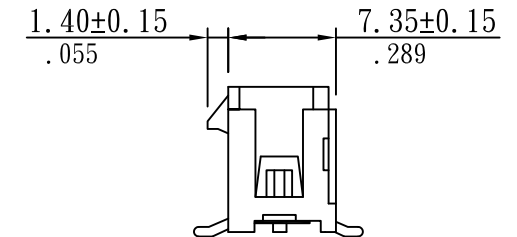
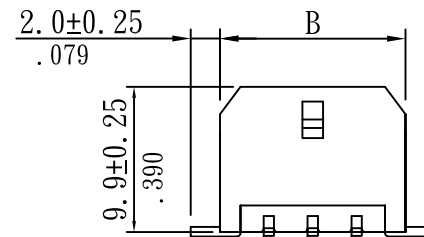
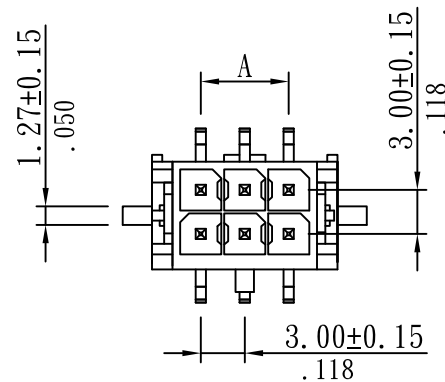
Temperature range: -25°C ~ +85°C  
 Current rating: 5.0A  
 Voltage rating: 250V AC  
 Dielectric withstand voltage: 1500V AC  
 Contact resistance: 0.01Ω max.

R 2661-D3-xx T S-SMT-FN  
 1 2 3 4 5 6 7

1. RoHS
2. Series
3. PIN No.
4. Tin plated
5. Straight
6. SMT Type
7. Fitting Nail

## Dimensional Information

Circuits	Dim. A	Dim. B	Circuits	Dim. A	Dim. B
2	—	6.65(0.262)	14	18.00(0.709)	24.65(0.970)
4	3.00(0.118)	9.65(0.380)	16	21.00(0.827)	27.65(1.089)
6	6.00(0.236)	12.65(0.498)	18	24.00(0.945)	30.65(1.207)
8	9.00(0.354)	15.65(0.616)	20	27.00(1.063)	33.65(1.325)
10	12.00(0.472)	18.65(0.734)	22	30.00(1.181)	36.65(1.443)
12	15.00(0.591)	21.65(0.852)	24	33.00(1.299)	39.65(1.561)



PCB Layout: Component side

**S.Y.E.** Sunny Young Enterprise Co., Ltd.  
 S. Y. E. <http://www.sunnyyoung.com.tw>  
 13F., No. 116, Sec. 1, Xintai 5th Rd., Xizhi Dist., New Taipei City 221, Taiwan  
 Tel: +886 2 2696 1668(REP) Fax: +886 2 2696 2668

M044	NAME	DATE	SCALE: NTS	REV NO	DATE	DESCRIPTION	BY	CHECKED	TOLERANCE UNLESS NOTED	
DRAWN	LEE	2008.01.30	UNIT: mm(in.)	A					LINEAR±	.0 ±0.30(.012)
CHECKED	ANDY	2008.01.30	CAD NO	B						.00 ±0.20(.008)
APPROVED	LISA	2008.01.30	R2661-D3-xxTS-SMT-FN	C						.000±0.10(.004)

PART NO R2661-D3-xxTS-SMT-FN

PROJECTION: