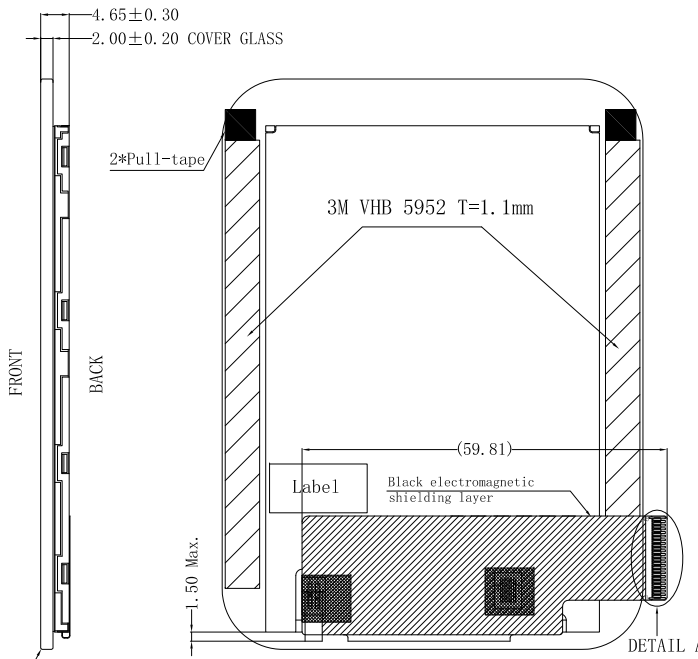
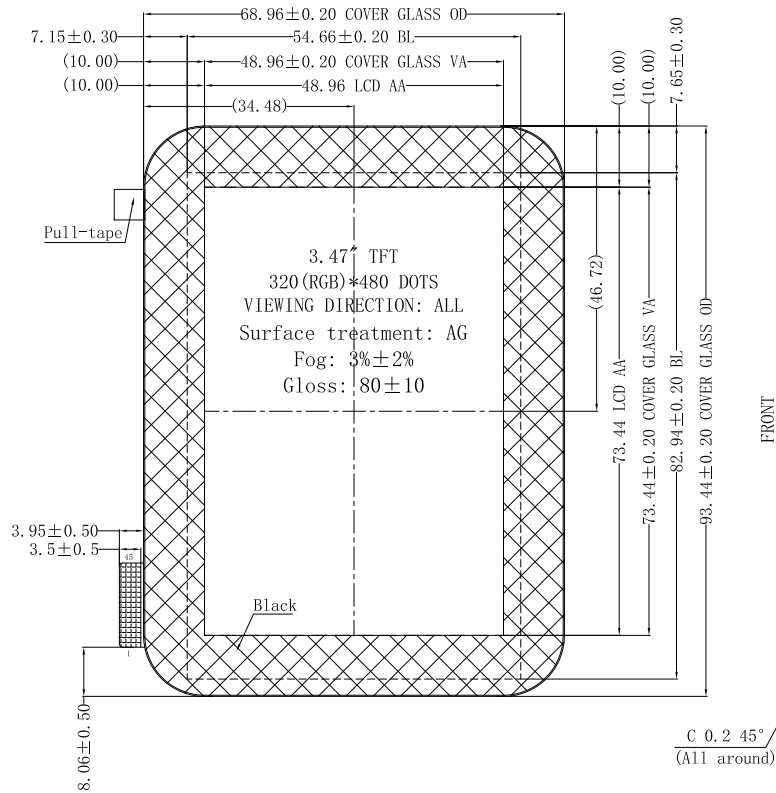


CUSTOMER P/N:

Rev.	DATE	NOTES
V1.0	2022.08.02	New issue

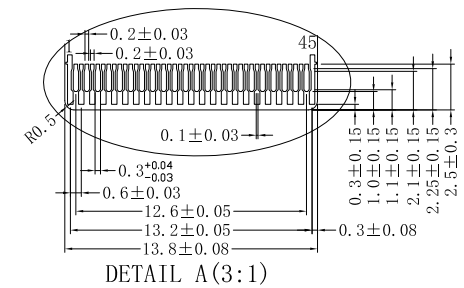
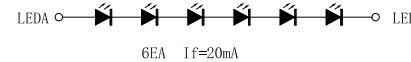


LCD PIN:

PIN	SYMBOL	PIN	SYMBOL
1	GND	24	D10
2	LED A	25	D09
3	LED A	26	D08
4	LED K	27	D07
5	LED K	28	D06
6	GND	29	D05
7	GND	30	D04
8	VCC	31	D03
9	IOVCC	32	D02
10	RESET	33	D01
11	VSYNC	34	D00
12	HSYNC	35	S00
13	GND	36	SD1
14	DOTCLK	37	RDX
15	GND	38	WRX/SCL
16	DE	39	D/CX
17	D17	40	CSX
18	D16	41	NC
19	D15	42	XR
20	D14	43	YD
21	D13	44	XL
22	D12	45	YU
23	D11		

Note: Set to 4-wire SPI, resistors on R1 & R3, not R2 & R4.

LED CIRCUIT DIAGRAM:



NOTES:

- DISPLAY TYPE: 3.47" TFT
- DISPLAY MODE: Transmissive with Normally Black
- VIEW DIRECTION: ALL
- OPERATION TEMPERATURE: -20°C~+70°C
 STORAGE TEMPERATURE: -30°C~+80°C
- DISPLAY DRIVER IC : ILI9488
- RECOMMENDED CONNECTOR: FH26-45S-0.3SHW
- GENERAL TOLERANCE: ±0.2
- REQUIREMENT ON ENVIRONMENT PROTECTION: ROHS

<i>Customer Approval</i>	Drawn:	Lucien	DLC Display Co., Ltd			
	Checked:					
	Approved:		Title	TFT LCM OUTLINE	Unit	mm
	Critical Dim.	<input type="checkbox"/>	Part No.	DLC0347BBP06DF-B-1	Scale	1:1
	Reference Dim.	()	Revison	V1.0	Page	1/1
			Date	2022-08-02	3 rd Angle	