

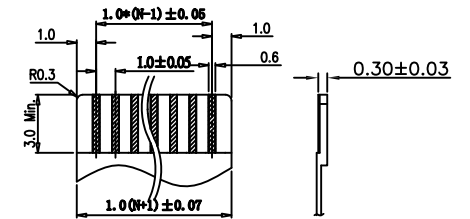
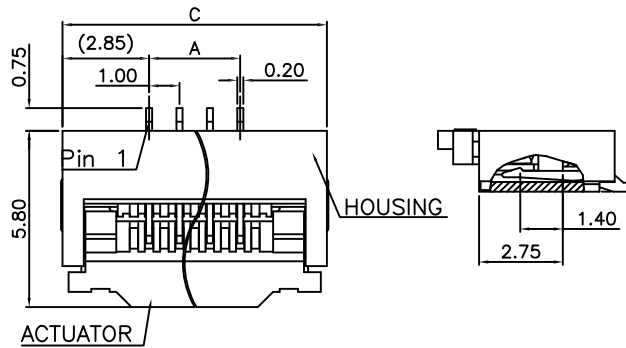
1.00mm(.039") FPC/FFC CONNECTOR SMT 90° TYPE

MATERIAL

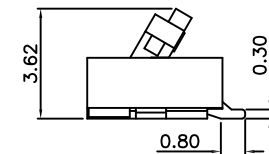
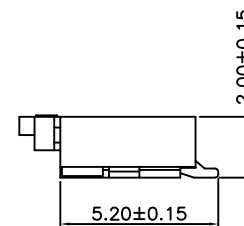
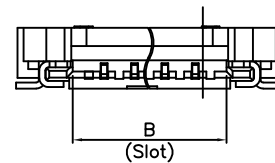
Housing: LCP UL94V-0, Nature
 Lock button: LCP UL94V-0, Black
 Contact: Phosphor bronze
 Contact plating: Matte tin over nickel
 Peg: Phosphor bronze
 Peg plating: Matte tin over nickel

SPECIFICATIONS

Temperature range: -40°C ~ +85°C
 Current rating: 0.5A
 Voltage rating: 50V
 Dielectric withstand voltage: 200V AC
 Insulation resistance: 800 MΩ Min.
 Contact resistance: 0.04Ω Max.



RECOMMENDED FPC/FFC DIMENSION



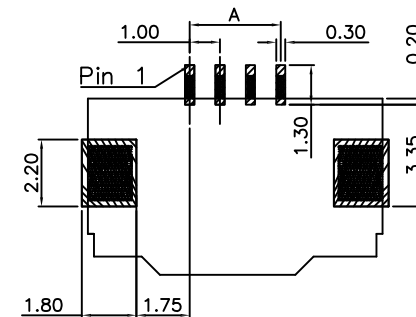
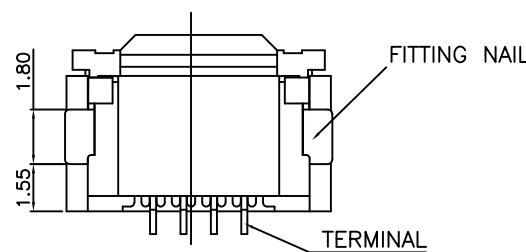
COVER OPEN STATE

Order Information

R 6828-xx TR-SMT
 1 2 3 4 5 6

1. RoHS.
2. Series No.
3. Pin No.
4. Tin plated
5. Right angle
6. SMT type

CKT	Dim A	Dim B	Dim C
06	5.00	7.06	10.70



RECOMMENDED PCB LAYOUT

Sunny Young Enterprise Co., Ltd.
 S. Y. E. <http://www.sunnyyoung.com.tw>
 13F., No. 116, Sec. 1, Xintai 5th Rd., Xizhi Dist., New Taipei City 221, Taiwan
 Tel.: +886 2 2696 1668(REP) Fax: +886 2 2696 2668

NAME	DATE	SCALE: NTS	REV NO	DATE	DESCRIPTION	BY	CHECKED	TOLERANCE UNLESS NOTED	
DRAWN	RALF	2021.11.26	UNIT: mm(in.)	A				LINEAR±	.0 ±0.20(.008)
CHECKED			CAD NO	B					.00 ±0.15(.006)
APPROVED			R6828-xxTR-SMT	C					.000±0.05(.002)
								PROJECTION:	

PART NO R6828-xxTR-SMT