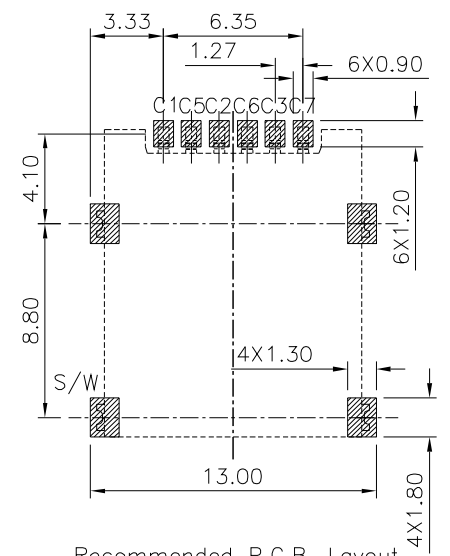
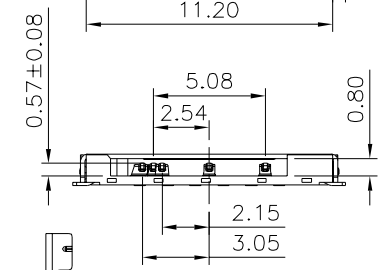


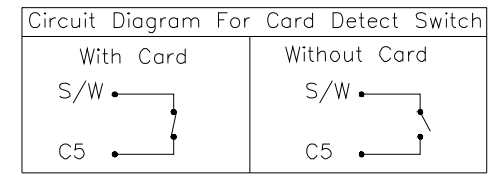
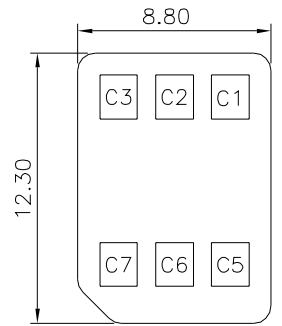
SPECIFICATION

- 1.Material&Finish**
 Insulator:LCP(UL94V-0)
 Contact:Phosphor Bronze,Gold Flash On Contact Area And Solder Tails,Over Nickel
 Shell:Stainless Steel,No Plated
- 2.Electrical Characteristics**
 Current Rating:0.5A Max.
 Dielectric Withstanding Voltage:500V AC Minute
 Insulation Resistance:1000 Megaohms Min.
 ⚠ Contact Resistance:50 Milliohms Max.
- 3.Mechanical Characteristics**
 Life Cycles:3000 Cycles
- 4.RoHS Compliant**



Recommended P.C.B. Layout
 (PCB Board Tolerance±0.05)
 ▨ SMT Solder Area

- Step 1 Insert Nano SIM Card
- Step 2 Push The Shell
- Step 3 Finish



Pin No.	Pin Name
C1	VCC
C2	RST
C3	CLK
C5	GND
C6	VPP
C7	I/O
S/W	Switch Pin

4UCON 元化興業股份有限公司
 4UCON TECHNOLOGY INC.

DRAWING No.		APPROVED BY		UNLESS OTHERWISE SPECIFIED TOLERANCES ARE X. ±0.35 X.* ±5* .X ±0.30 .X* ±2* .XX ±0.25 .XX* ±1* .XXX ±0.15 .XXX* ±0.5*
22178		MEI		
SCALE NONE		CHECKED BY HZF		
REV. A1		DRAWING BY CYP		UNIT mm

NO.	REV.	REVISIONS	CHK	DATE
△A1		Modify Data	HZF	01/14/2020
△A0		NEW RELEASE	HZF	05/28/2019