

# JPC12-38



## JPC Series lead-Carbon battery

### Applications

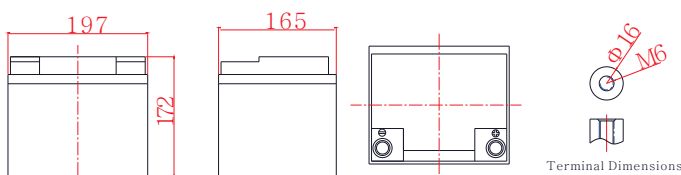
- › Solar/ wind energy and other new energy storage
- › Hybrid vehicles, electric bicycles and other new energy vehicles
- › Other backup or cycle purposes

### General Features

- › Lead-carbon composite negative plate, both capacitance and battery characteristics
- › Long cycle life, excellent deep cycle discharge ability
- › Excellent charge acceptance ability
- › Optimized capability of instant high-current discharging
- › Strong high and low temperature performance
- › Precision sealing technology



Dimension: 197(L)×165(W)×172(H)×172(TH) Unit: mm



### Specification

Nominal Voltage	12V
Nominal Capacity	38Ah
Design life	15 years
Terminal	M6
Approx. Weight	Approx 12.5kg (27.6lbs)
Container Material	ABS
Rated Capacity	<b>38.0Ah</b> 10Hour Rate (3.80A to 10.8V)
	<b>30.9Ah</b> 3Hour Rate (10.3A to 10.8V)
	<b>25.1Ah</b> 1Hour Rate (25.1A to 10.5V)
Internal resistance	Full charged at 25°C: 10.0 mΩ
Max. Discharge Current	456A(5S)
Operating Temperature	Discharge: -20 ~60°C(-4~ 140°F)
	Charge: -20 ~50°C(-4~ 122°F)
	Storage: -20 ~50°C(-4~ 122°F)
Charge current:	Max. 11.4A ; Recom.3.80~5.70A
Charge Method (25 °C)	Float Charge:13.5-13.8V,recom.13.8V(-18mV/ °C)
	Equalize charge:13.8-14.1V,recom. 14.1V(-24mV/ °C)
	Cycle charge:14.4-15.0V,recom.14.7V(-30mV/ °C)
Self discharge	3% of capacity declined per month at 25°C

### Constant Current Discharge Characteristics Unit: A (25°C, 77°F)

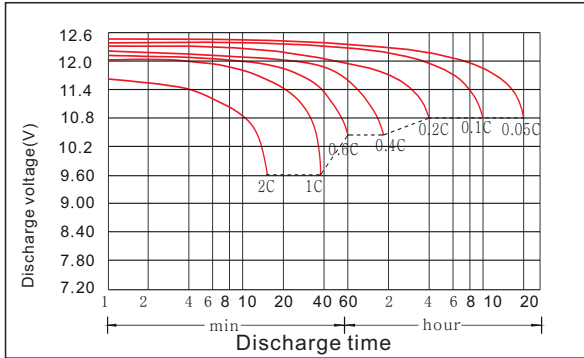
F. V/Time	5min	15min	30min	1h	2h	3h	5h	6h	8h	10h
1.60V	137	73.4	44.6	25.8	14.8	10.8	7.22	4.74	3.99	2.10
1.65V	132	71.1	43.9	25.7	14.7	10.6	7.15	4.70	3.95	2.08
1.70V	127	69.6	43.1	25.5	14.6	10.5	7.07	4.66	3.91	2.07
1.75V	117	67.3	42.7	25.1	14.4	10.4	7.00	4.63	3.88	2.06
1.80V	105	62.8	40.9	24.5	14.1	10.3	6.81	4.59	3.80	2.05
1.85V	93.4	56.0	37.3	22.7	13.4	9.70	6.47	4.40	3.72	2.02

### Constant Power Discharge Characteristics Unit: W/cell (25°C, 77°F)

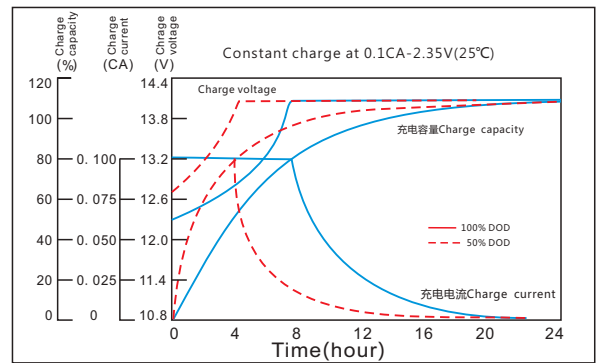
F. V/Time	5min	15min	30min	1h	2h	3h	5h	6h	8h	10h
1.60V	229	129	80.8	48.9	28.0	20.5	13.7	9.21	7.68	4.15
1.65V	220	127	80.0	48.5	27.9	20.2	13.6	9.14	7.60	4.13
1.70V	219	125	80.0	48.1	27.8	20.1	13.5	9.10	7.52	4.11
1.75V	204	125	79.6	47.7	27.7	20.0	13.4	9.02	7.45	4.09
1.80V	188	118	77.7	47.4	27.6	19.9	13.3	8.95	7.37	4.07
1.85V	168	105	71.3	44.0	26.4	18.9	12.7	8.65	7.25	4.03

## JPC12-38

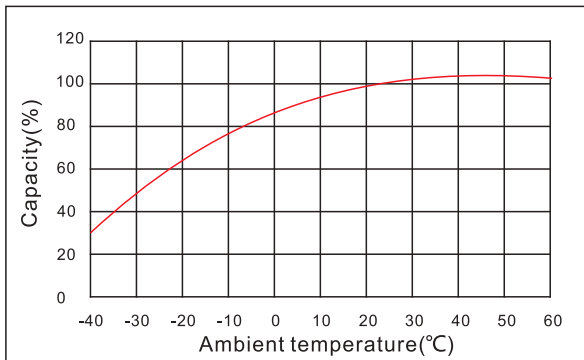
Discharge characteristic



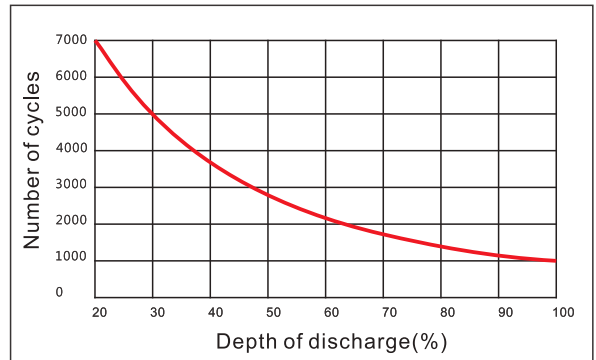
Charging characteristic



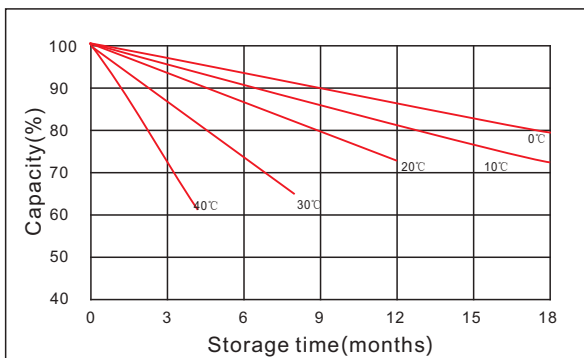
The effect of temperature on capacity



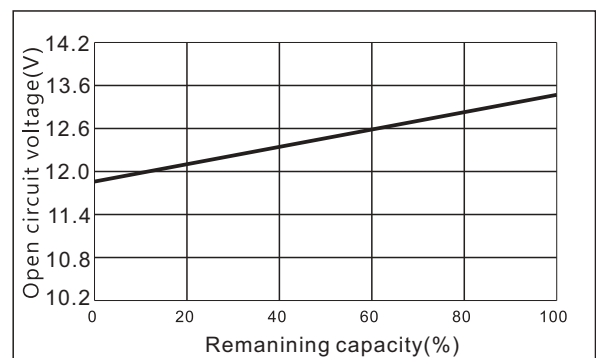
The effect of discharge depth on cycle life



Curves of self-discharge



The effect of discharge depth on cycle life



[www.kiju.com.cn](http://www.kiju.com.cn)    [info@kiju.com.cn](mailto:info@kiju.com.cn)

**Jiangxi Jingjiu Power Science&Technology Co. Ltd.**  
Add: 1388 Fushan No.1 Street, Xiaolan Economic Development Zone, Nanchang City, Jiangxi Province, China.

+86-791-85982779    +86-791-85989842

**Jiangxi Jingjiu Power ( Jiujiang ) Co. Ltd.**  
Add: Xiwang Rd, Aicheng Industrial Park, Yongxiu Country, Jiujiang City, Jiangxi Province, China.

